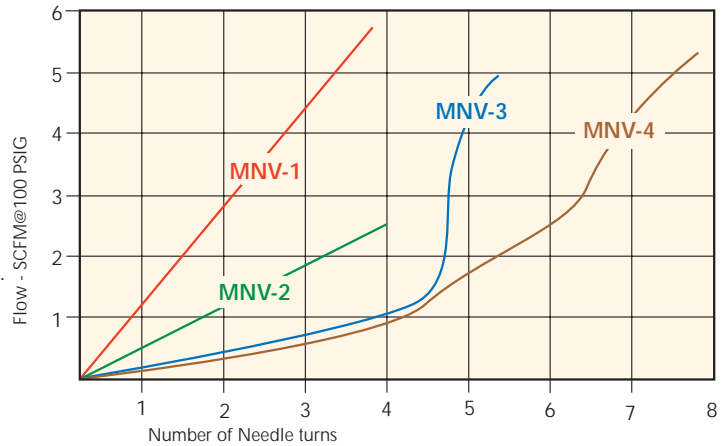
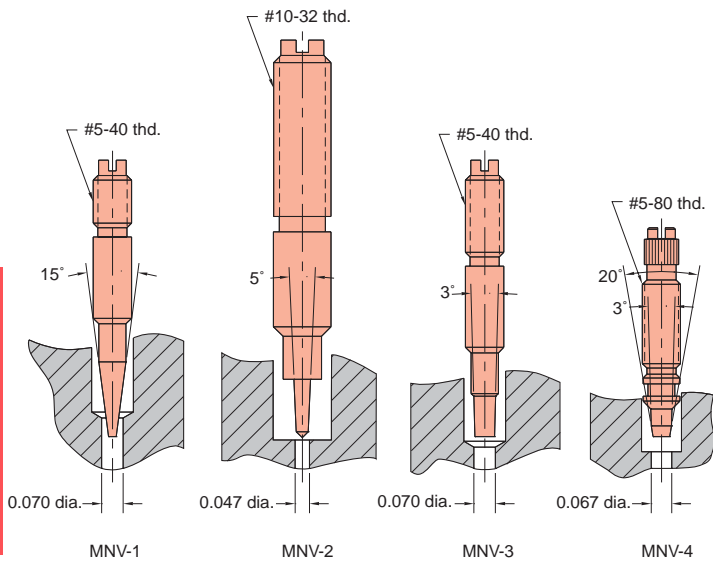


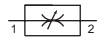


NEEDLE VALVES



Adjustable control needle valves restrict flow in both directions. There are (4) four models offered by Clippard, all with #10-32 ports, but with various needle configurations to provide coarse or fine flow adjustment. The diagram of needle shapes and the chart on this page show the difference between these models.

Medium: Air, Water or Oil

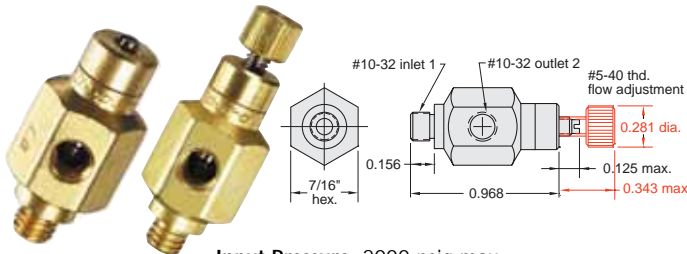


Materials: Brass body; stainless steel needle; Buna-N seal

Mounting: Direct, inline or #15/32-32 thread nut and lockwashers furnished as illustrated

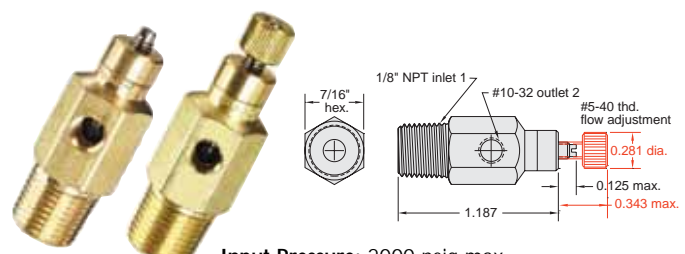
Adjustment: Knurled knob (clockwise adjustment provides less flow), or Screwdriver slot (clockwise adjustment provides less flow).

15° Needle Valves, #10-32



Input Pressure: 2000 psig max.
Air Flow: 3 SCFM @ 50 psig; 6 SCFM @ 100 psig

15° Needle Valves, 1/8" NPT

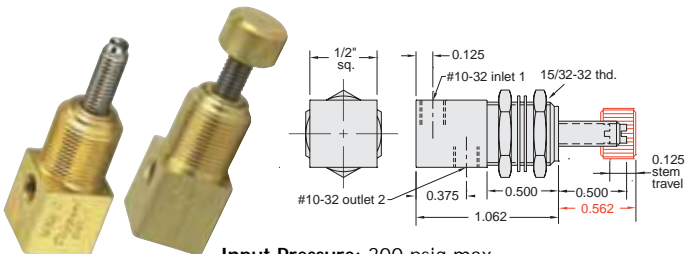


Input Pressure: 2000 psig max.
Air Flow: 3 SCFM @ 50 psig; 6 SCFM @ 100 psig

Part No.	Description
MNV-1	Needle Valve, #10-32, Screwdriver Slot
MNV-1K	Needle Valve, #10-32, Knurled Knob

Part No.	Description
MNV-1P	Needle Valve, 1/8" NPT, Screwdriver Slot
MNV-1KP	Needle Valve, 1/8" NPT, Knurled Knob

5° Needle Valves, #10-32



Input Pressure: 300 psig max.
Air Flow: 1 SCFM @ 50 psig; 2.5 SCFM @ 100 psig

Part No.	Description
MNV-2	Needle Valve, #10-32, Screwdriver Slot
MNV-2K	Needle Valve, #10-32, Knurled Knob

3° Needle Valves, #10-32



Input Pressure: 2000 psig/40 bar max.
Air Flow: 2.5 SCFM @ 50 psig; 5 SCFM @ 100 psig; 120 l/min @ 6 bar

Part No.	Description
MNV-3	Needle Valve, #10-32, Screwdriver Slot
MNV-3-M5	Needle Valve, M5, Screwdriver Slot
MNV-3K	Needle Valve, #10-32, Knurled Knob
MNV-3K-M5	Needle Valve, M5, Knurled Knob